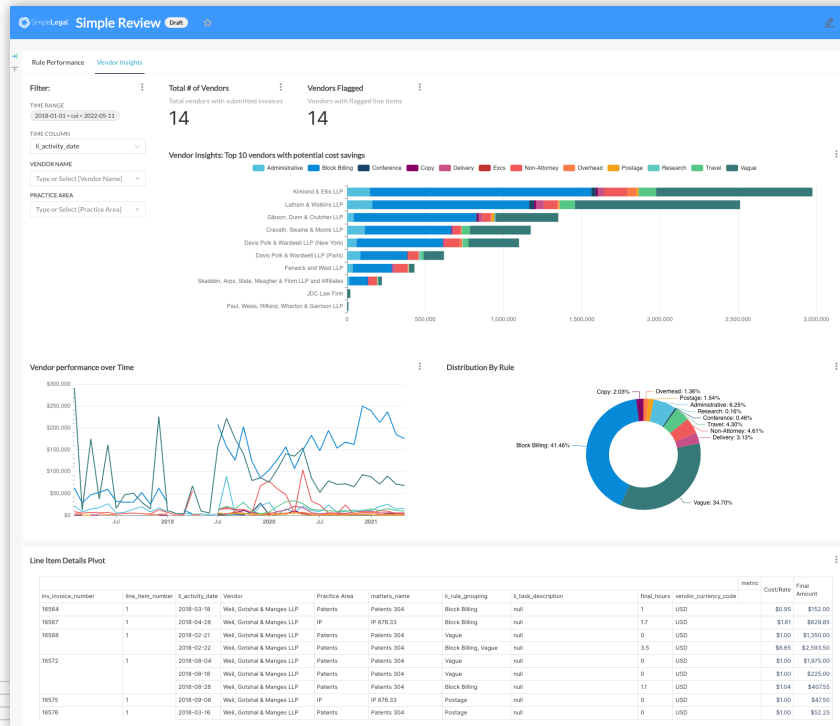


Reporting

Unleash your data with robust capabilities to report on legal spend, matters, accruals, vendors, budgets, and more.

Data plays a critical role in the success of a legal department, and being able to convert data into actionable information helps make the legal department more valuable in the eyes of their enterprise.

SimpleLegal centralizes the collection of critical legal data. Our suite of reporting capabilities allows legal teams to make sense of their data and uncover business insights to make better decisions.



Key features

SimpleLegal offers out-of-the-box reports and functionality that harness the power of business intelligence to provide advanced data exploration and visualization.

Clone and customize
Clone existing SimpleLegal reports and tailor them to your needs, like adding or removing data points.

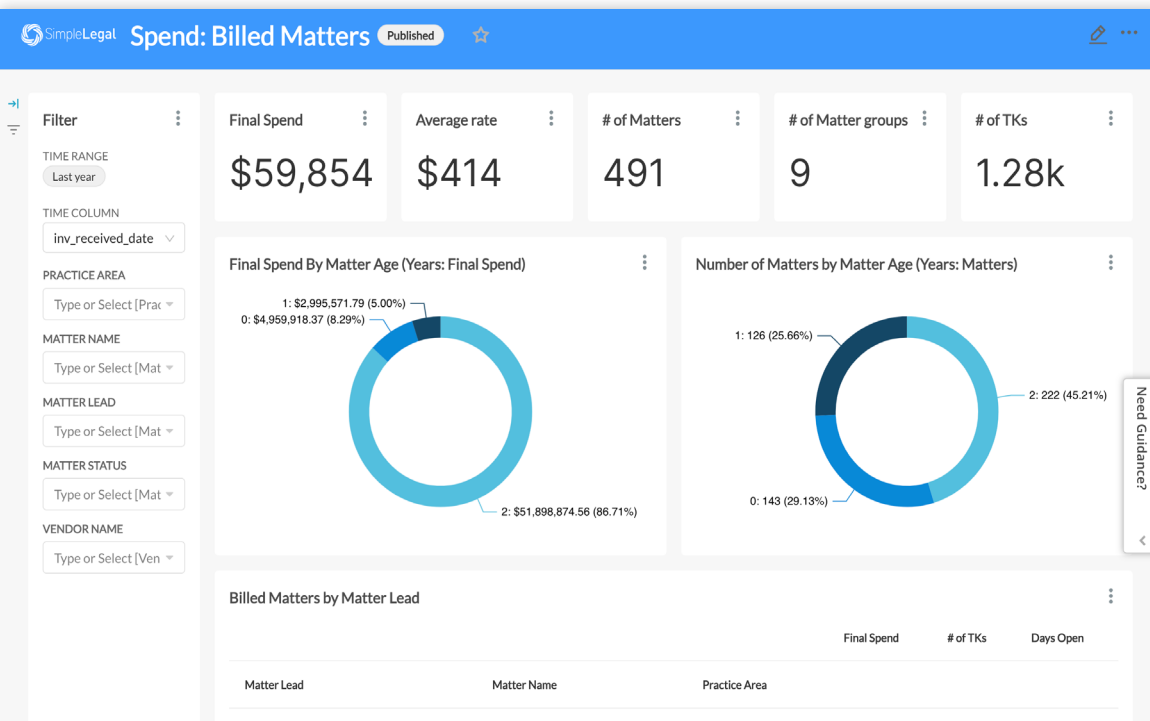
Custom fields
Incorporate custom fields so your reports and department speak the same language.

Data filters
Powerful, customizable filters make it easy to dive into data and uncover the answers to critical business questions.

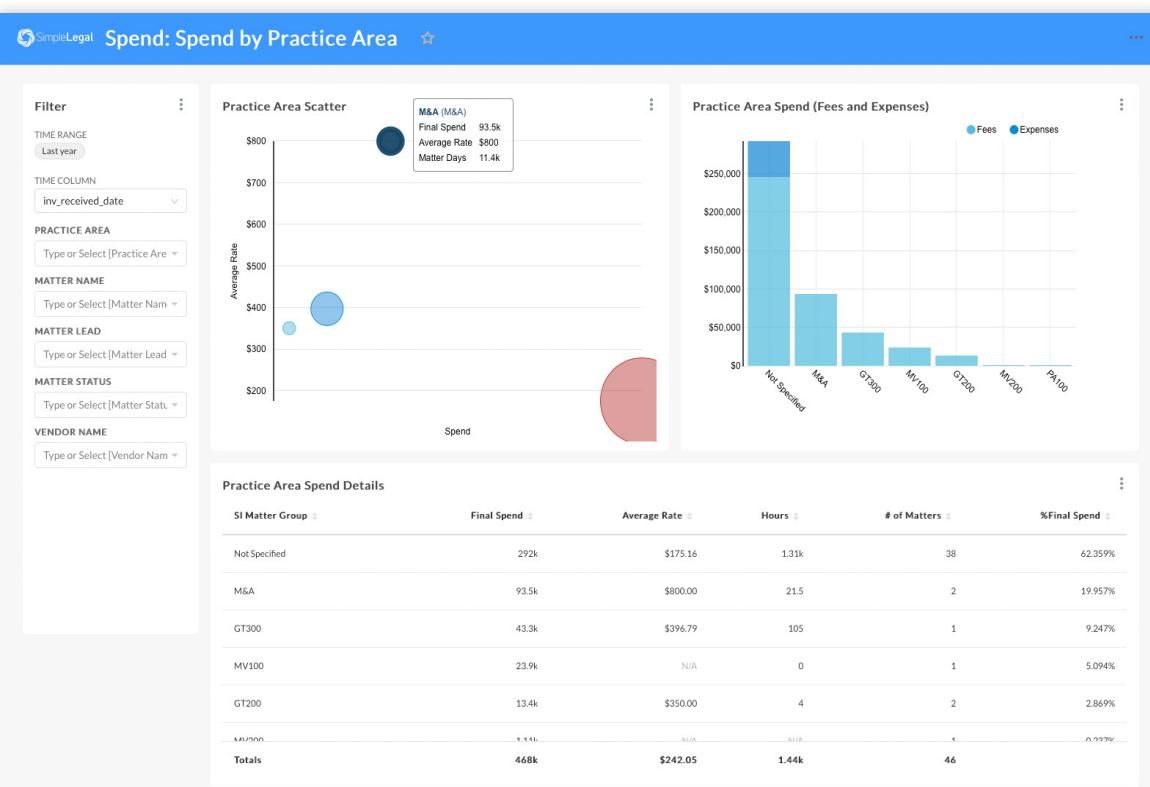
Data visualizations
A robust library of chart types including pie, donut, bar, and more quickly uncover insights hidden in your data.

Build your own reports
Build reports using our no-code report builder. Save them for future access or to share with stakeholders.

Report sharing
Help key stakeholders stay in the know by sharing reports easily by link or email.



Construct interactive dashboards to give leadership, legal team members, and other stakeholders the ability to keep a pulse on progress.



Practice area-specific dashboards and top 10 lists for matters and vendors provide the necessary insights to make better decisions now and plan for the future.

Schedule a live demo to see event management in action and to learn more about what's coming in the future.